




## KLINGERSIL® C-4300 – universal soft gasket material.

Consisting of aramid fibers bonded with NBR, this universal high-pressure gasket material is resistant to hot water, steam, oils, hydrocarbons and other chemicals. It provides increased plant safety for a wide range of applications.



**Basis composition** Aramid fibers bonded with NBR.

**Color** Olive green

**Certificates** DIN-DVGW, DIN-DVGW W 270, Elastomer-Guideline, DNV GL approval, SVGW approval

**Sheet size** 1000 x 1500 mm, 2000 x 1500 mm

**Thickness** 0.5 mm, 1.0 mm, 1.5 mm, 2.0 mm, 3.0 mm

### Tolerances

Thickness according to DIN 28091-1

Length:  $\pm 50$  mm

Width:  $\pm 50$  mm

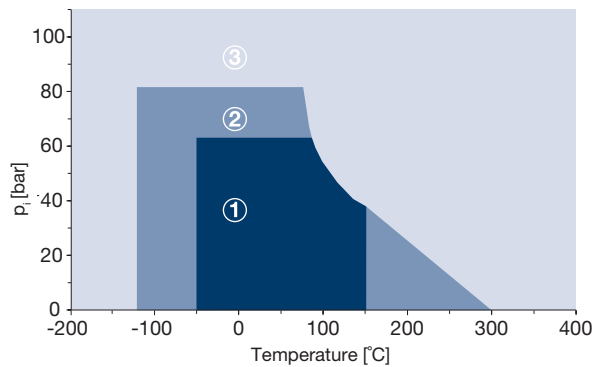
### Industry

General industry / Chemical / Oil & Gas / Energy / Infrastructure / Pulp & Paper / Marine / Automotive / Food & Beverage

### TECHNICAL DATA – Typical values for a thickness of 2.0 mm

Compressibility	ASTM F 36 J	%	14
Recovery	ASTM F 36 J	%	50
Stress relaxation DIN 52913	50 MPa, 16 h/175°C	MPa	32
	50 MPa, 16 h/300°C	MPa	20
Stress relaxation BS 7531	40 MPa, 16 h/300°C	MPa	23
	thickness decrease at 23°C	%	10
KLINGER cold/hot compression 50 MPa	thickness decrease at 300°C	%	22
	DIN 28090-2	mg/(s x m)	0.03
Tightness	oil IRM 903: 5 h/150°C	%	5
	fuel B: 5 h/23°C	%	10
Density		g/cm <sup>3</sup>	1.6
Average surface resistance	$\rho_O$	$\Omega$	2.2x10E12
Average specific volume resistance	$\rho_D$	$\Omega$ cm	1.2x10E12
Average dielectric strength	Ed	kV/mm	10
Average power factor	50 Hz	tan $\delta$	0.082
Average dielectric coefficient	50 Hz	$\epsilon_r$	7.4
Thermal conductivity	$\lambda$	W/mK	0.39
Classification acc. to BS 7531:2006	Grade Y		
ASME-Code sealing factors for gasket thickness 2.0 mm	tightness class 0.1mg/s x m	MPa	y 15
			m 3.0

## P-T diagram – thickness 2.0 mm

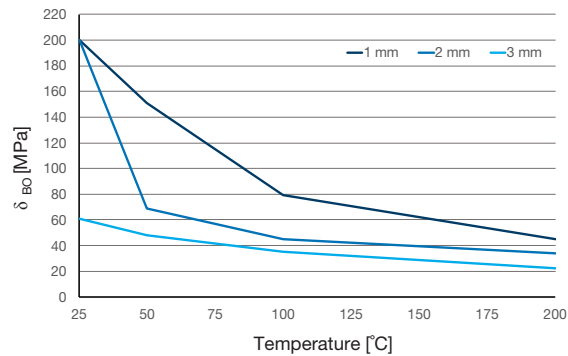


### The area of the P-T diagram

- ① In area one, the gasket material is normally suitable subject to chemical compatibility.
- ② In area two, the gasket material may be suitable but a technical evaluation is recommended.
- ③ In area three, do not install the gasket without a technical evaluation.

Always refer to the chemical resistance of the gasket to the media.

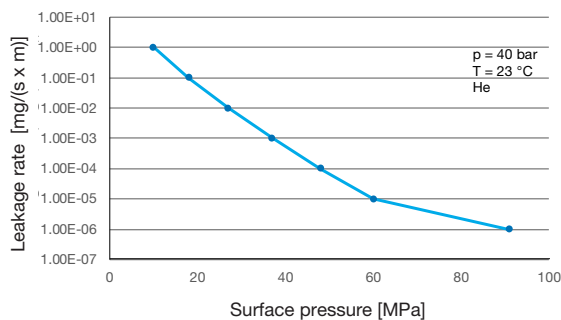
## Sigma BO



### Maximum surface pressure in operating conditions of Sigma BO

This diagram shows the maximum surface pressure in MPa with which the sealing material may be loaded, depending on the operating temperature. The characteristic curves apply to the specified sealing thicknesses. In contrast to Qsmax according to EN 13555, the surface pressures specified here are based on a maximum permissible reduction in thickness.

## Tightness performance



### The tightness performance graph

The graph shows the required stress at assembling to seal a certain tightness class. The determination of the graph is based on EN13555 test procedure which applies 40 bar Helium at room temperature. The sloping curve indicates the ability of the gasket to increase tightness with raising gasket stress.

## Chemical resistance chart

Simplified overview of the chemical resistance depending on the most important groups of raw materials:

KLINGERSIL® C-4300						A: small or no attack		B: weak till moderate attack		C: strong attack	
Paraffinic hydrocarbon	Motor fuel	Aromates	Chlorinated hydrocarbon fluids	Motor oil	Mineral lubricants	Alcohol	Ketone	Ester	Water	Acid (diluted)	Base (diluted)
<b>A</b>	<b>B</b>	<b>C</b>	<b>C</b>	<b>A</b>	<b>B</b>	<b>A</b>	<b>C</b>	<b>C</b>	<b>A</b>	<b>A</b>	<b>A</b>

For more information on chemical resistance please visit [www.klinger.co.at](http://www.klinger.co.at).

All information is based on years of experience in production and operation of sealing elements. However, in view of the wide variety of possible installation and operating conditions one cannot draw final conclusions in all application cases regarding the behaviour in gasket joint. The data may not, therefore, be used to support any warranty claims. This edition cancels all previous issues. Subject to change without notice.

Certified acc. to DIN EN ISO 9001:2015 Subject to technical alterations. Status: April 2020  
Rich. Klinger Dichtungstechnik GmbH & Co KG / Am Kanal 8-10 / A-2352 Gumpoldskirchen, Austria  
Tel +43 (0) 2252/62599-137 / Fax +43 (0) 2252/62599-296 / e-mail: [marketing@klinger.co.at](mailto:marketing@klinger.co.at)

[www.klinger.co.at](http://www.klinger.co.at)

